

Expiring Leases

Administrator

2014/06/10 15:11

Inhaltsverzeichnis



Expiring Leases 3


Expiring Leases

In the menu *Reporting > Standard > Expiring Leases* you get a form in which you can choose actual running contracts on the unit base, having a contract termination date or an abdication of cancellation (for example: how much rental/planes in the year will be dispensed, or how much rental/planes will be expires in the next following years).

With the button: *Query* you get a result in table style. It is advisable to choose the option: *Export in the background* when you have long reports, complex calculations or when your system uses a VPN or goes through a firewall. With the button: *Query* you start the report, during this you can see on the top right of your screen a message that the engine works on the report. Additional you can choos the option: Notification with e-mail (if not you just see on the top right a small popup, with the announcement of the generating report. In this case you have to configure in an e-mail address. For security reasons the compiled tables will remain for by default one month in the system.





Query-Management
Put together your personal query and save for later use.

Load query  

Save query 

Description (optional)

Einschränkungen

Filterauswahl    

query back

Expiring leases

With the button: *Back* you get a form which you need to limit query-filters or reset the fields on a default value.

With the button: *Query* you start the process.

Yet you have another question leave it on this site for the metamagix-support-team.